

INDUSTRIAL CONDUIT BODY



CONDUIT BODY AND FS/FD BOX

1. Applications:

- Conduit outlet bodies are installed in conduit systems to:
 - Act as pull outlets for conductors being installed
 - Provide openings for making splices and taps in conductors
 - Connect conduit sections
 - Provide taps for branch conduit runs
 - Make 90° bends in conduit runs
 - Provide for access to conductors for maintenance and future system changes

2. Features:

- Conduit Outlet Bodies
 - Form 7 Conduit outlet bodies approach conduit in size for neat, compact installations
 - Form 8 and Mogul bodies provide more room for heavier conductors
 - Conduit hubs have tapered threads(NPT), rigid joints and excellent ground continuity for protection of wire insulation
- Gaskets
 - Form 7 are used with solid gaskets
 - For Form 8 and Mogul, 1/2"-1-1/4" are used with solid gaskets, 1-1/2"-4" are used with open gaskets
- Blank Covers
 - Stainless steel cover screws are standard on Form 7, Form 8, Mogul cover
 - Form 7
 - Wedge nut design facilitates installation and removal. Nuts are held captive in cover.
 - Form 8 and Mogul
 - Two cover screws provided on all sizes to provide tight cover and gasket assembly. The covers have dome shapes for added strength and extra wiring room.

3. Certifications and Compliances:

- UL Standard: 514A
- CSA Standard 22.2 No. 18
- IP:NEMA 3R

4. Standard Materials:

- Form 7 conduit bodies—gray iron
- Form 7 conduit body covers—sheet steel
- Form 8 and Mogul conduit bodies and covers—gray iron or carbon steel(Q345B)
- Gaskets—neoprene
- Cover screws—stainless steel

5. Standard Finishes:

- Form 7 conduit bodies—electrogalvanized with aluminum acrylic paint, or hot-dip galvanized with electro galvanized
- Form 7 conduit body covers—electro galvanized
- Form 8 and Mogul conduit bodies and covers—electrogalvanized with aluminum acrylic paint, or hot-dip galvanized with electro galvanized



Form 7



Form 8



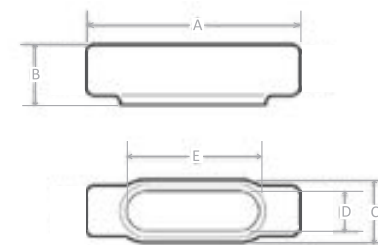
Mogul

Catalog Number

HUB SIZE (IN)	C			LB			LL		
	Form 7	Form 8	Mogul	Form 7	Form 8	Mogul	Form 7	Form 8	Mogul
1/2	C17	C18	—	LB17	LB18	—	LL17	LL18	—
3/4	C27	C28	—	LB27	LB28	—	LL27	LL28	—
1	C37	C38	BC3	LB37	LB38	BLB3	LL37	LL38	BLL3
1-1/4	C47	C48	BC4	LB47	LB48	BLB4	LL47	LL48	BLL4
1-1/2	C57	C58	BC5	LB57	LB58	BLB5	LL57	LL58	BLL5
2	C67	C68	BC6	LB67	LB68	BLB6	LL67	LL68	BLL6
2-1/2	C77	C78	BC7	LB77	LB78	BLB7	LL77	LL78	BLL7
3	C87	C88	BC8	LB87	LB88	BLB8	LL87	LL88	BLL8
3-1/2	C97	C98	BC9	LB97	LB98	BLB9	LL97	LL98	BLL9
4	C107	C108	BC10	LB107	LB108	BLB10	LL107	LL108	BLL10

HUB SIZE (IN)	LR			T			UB		
	Form 7	Form 8	Mogul	Form 7	Form 8	Mogul	Form 7	Form 8	Mogul
1/2	LR17	LR18	—	T17	T18	—	—	—	—
3/4	LR27	LR28	—	T27	T28	—	—	—	—
1	LR37	LR38	BLR3	T37	T38	BT3	—	—	BUB3
1-1/4	LR47	LR48	BLR4	T47	T48	BT4	—	—	BUB4
1-1/2	LR57	LR58	BLR5	T57	T58	BT5	—	—	BUB5
2	LR67	LR68	BLR6	T67	T68	BT6	—	—	BUB6
2-1/2	LR77	LR78	BLR7	T77	T78	BT7	—	—	BUB7
3	LR87	LR88	BLR8	T87	T88	BT8	—	—	BUB8
3-1/2	LR97	LR98	BLR9	T97	T98	BT9	—	—	BUB9
4	LR107	LR108	BLR10	T107	T108	BT10	—	—	BUB10

HUB SIZE (IN)	COVER			GASKET		
	Form 7	Form 8	Mogul	Form 7	Form 8	Mogul
1/2	170G	180F	—	GASK571	GASK851N	—
3/4	270G	280F	—	GASK572	GASK852N	—
1	370G	380F	BG48	GASK573	GASK853N	BG100
1-1/4	470G	480F	BG48	GASK574	GASK854N	BG100
1-1/2	570G	580F	BG68	GASK575	GASK805N	BG200
2	670G	680F	BG68	GASK576	GASK806N	BG200
2-1/2	870G	880F	BG88	GASK578	GASK808N	BG300
3	870G	880F	BG88	GASK578	GASK808N	BG300
3-1/2	970G	980F	BG98	GASK579	GASK809N	BG400
4	970G	980F	BG98	GASK579	GASK809N	BG400



C Form 7

CAT#	TRADE SIZE	A	B	C	D	E
C17	1/2"	5.45	1.40	1.45	0.95	3.20
C27	3/4"	6.05	1.60	1.65	1.15	3.80
C37	1"	6.75	1.90	1.80	1.35	4.55
C47	1-1/4"	7.30	2.30	2.20	1.80	5.00
C57	1-1/2"	8.60	2.60	2.45	2.05	5.45
C67	2"	9.50	3.20	3.05	2.45	6.40
C77	2-1/2"	12.10	3.65	4.25	3.60	8.40
C87	3"	12.10	4.40	4.25	3.60	8.40



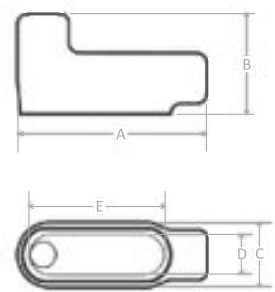
C Form 8

CAT#	TRADE SIZE	A	B	C	D	E
C18	1/2"	5.53	1.44	1.38	1.00	3.31
C28	3/4"	6.28	1.73	1.46	1.19	3.94
C38	1"	7.31	1.98	1.83	1.38	4.56
C48	1-1/4"	8.50	2.42	2.27	1.75	5.31
C58	1-1/2"	10.38	2.82	2.83	2.13	6.50
C68	2"	12.25	3.60	3.83	3.00	8.56
C78	2-1/2"	15.63	4.48	5.08	4.25	10.88
C88	3"	15.63	4.85	5.08	4.25	10.88

C Mogul

CAT#	TRADE SIZE	A	B	C	D	E
BC3	1"	9.56	1.88	2.19	1.88	6.00
BC4	1-1/4"	9.56	2.31	2.19	1.88	6.00
BC5	1-1/2"	13.75	2.56	3.00	2.63	10.00
BC6	2"	13.75	3.13	3.00	2.63	10.00
BC7	2-1/2"	18.38	3.63	4.25	3.81	15.00
BC8	3"	18.38	4.38	4.25	3.81	15.00
BC9	3-1/2"	23.75	4.88	5.25	4.75	20.00
BC10	4"	23.75	5.38	5.25	4.75	20.00

LB Form 7



CAT#	TRADE SIZE	A	B	C	D	E
LB17	1/2"	4.60	2.20	1.46	0.94	3.19
LB27	3/4"	5.24	2.50	1.64	1.13	3.81
LB37	1"	6.04	2.88	1.83	1.38	4.50
LB47	1-1/4"	6.54	3.31	2.27	1.75	5.00
LB57	1-1/2"	7.17	3.69	2.52	1.94	5.44
LB67	2"	8.17	4.25	3.08	2.44	6.38
LB77	2-1/2"	10.54	5.13	4.33	3.56	8.38
LB87	3"	10.54	5.88	4.33	3.56	8.38
LB97	3-1/2"	12.85	6.56	5.33	4.50	10.25
LB107	4"	12.85	7.06	5.33	4.50	10.25

LB Form 8

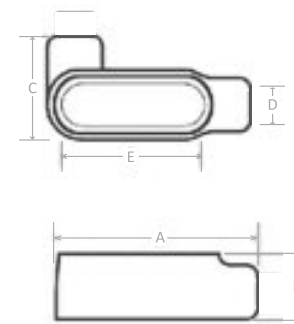


CAT#	TRADE SIZE	A	B	C	D	E
LB18	1/2"	4.98	2.22	1.46	1.00	3.31
LB28	3/4"	5.60	2.44	1.64	1.19	3.94
LB38	1"	6.51	2.81	1.83	1.38	4.56
LB48	1-1/4"	7.57	3.34	2.27	1.75	5.31
LB58	1-1/2"	7.17	4.03	2.83	2.13	6.50
LB68	2"	11.04	4.81	3.83	3.00	8.56
LB78	2-1/2"	13.98	6.13	5.08	4.25	10.88
LB88	3"	13.98	6.50	5.08	4.25	10.88
LB98	3-1/2"	16.88	7.56	6.25	5.44	13.44
LB108	4"	16.88	7.81	6.25	5.44	13.44

LB Mogul

CAT#	TRADE SIZE	A	B	C	D	E
BLB3	1"	8.59	2.84	2.19	1.88	6.00
BLB4	1-1/4"	8.59	3.28	2.19	1.88	6.00
BLB5	1-1/2"	12.69	3.63	3.00	2.63	10.00
BLB6	2"	12.69	4.19	3.00	2.63	10.00
BLB7	2-1/2"	16.91	5.09	4.25	3.81	15.00
BLB8	3"	16.91	5.84	4.25	3.81	15.00
BLB9	3-1/2"	22.13	6.50	5.25	4.75	20.00
BLB10	4"	22.13	7.00	5.25	4.75	20.00

LL Form 7



CAT#	TRADE SIZE	A	B	C	D	E
LL17	1/2"	4.60	1.42	2.29	0.94	3.19
LL27	3/4"	5.23	1.67	2.48	1.13	3.81
LL37	1"	6.04	1.92	2.79	1.38	4.50
LL47	1-1/4"	6.54	2.35	3.23	1.75	5.00
LL57	1-1/2"	7.17	2.60	3.60	1.94	5.44
LL67	2"	8.17	3.17	4.17	2.44	6.38
LL77	2-1/2"	10.54	3.67	5.79	3.56	8.38
LL87	3"	10.54	4.42	5.79	3.56	8.38
LL97	3-1/2"	12.73	4.92	6.98	4.50	10.25
LL107	4"	12.73	5.42	6.98	4.50	10.25

LL Form 8

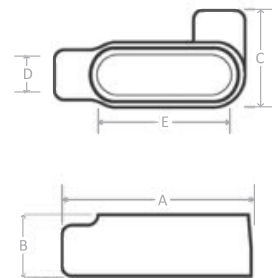


CAT#	TRADE SIZE	A	B	C	D	E
LL18	1/2"	4.94	1.48	2.20	1.00	3.31
LL28	3/4"	5.56	1.73	2.35	1.19	3.94
LL38	1"	6.47	1.98	2.67	1.38	4.56
LL48	1-1/4"	7.53	2.42	3.20	1.75	5.31
LL58	1-1/2"	9.13	2.82	4.04	2.13	6.50
LL68	2"	11.00	3.60	5.00	3.00	8.56
LL78	2-1/2"	13.94	4.48	6.73	4.25	10.88
LL88	3"	13.94	4.85	6.73	4.25	10.88

LL Mogul

CAT#	TRADE SIZE	A	B	C	D	E
BLL3	1"	8.59	2.84	1.75	1.88	6.00
BLL4	1-1/4"	8.59	3.28	2.19	1.88	6.00
BLL5	1-1/2"	12.69	3.63	2.50	2.63	10.00
BLL6	2"	12.69	4.19	3.19	2.63	10.00
BLL7	2-1/2"	16.91	5.09	5.00	3.81	15.00
BLL8	3"	16.91	5.84	5.00	3.81	15.00
BLL9	3-1/2"	22.13	6.50	6.25	4.75	20.00
BLL10	4"	22.13	7.00	6.25	4.75	20.00

LR Form 7



CAT#	TRADE SIZE	A	B	C	D	E
LR17	1/2"	4.60	1.42	2.29	0.94	3.19
LR27	3/4"	5.23	1.67	2.48	1.13	3.81
LR37	1"	6.04	1.92	2.79	1.38	4.50
LR47	1-1/4"	6.54	2.35	3.23	1.75	5.00
LR57	1-1/2"	7.17	2.60	3.60	1.94	5.44
LR67	2"	8.17	3.17	4.17	2.44	6.38
LR77	2 1/2"	10.54	3.67	5.79	3.56	8.38
LR87	3"	10.54	4.42	5.79	3.56	8.38
LR97	3 1/2"	12.73	4.92	6.98	4.50	10.25
LR107	4"	12.73	5.42	6.98	4.50	10.25

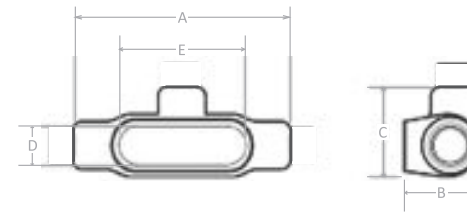
LR Form 8



CAT#	TRADE SIZE	A	B	C	D	E
LR18	1/2"	4.94	1.48	2.20	1.00	3.31
LR28	3/4"	5.56	1.73	2.35	1.19	3.94
LR38	1"	6.47	1.98	2.67	1.38	4.56
LR48	1-1/4"	7.53	2.42	3.20	1.75	5.31
LR58	1-1/2"	9.13	2.82	4.04	2.13	6.50
LR68	2"	11.00	3.60	5.04	3.00	8.56
LR78	2-1/2"	13.94	4.48	6.73	4.25	10.88
LR88	3"	13.94	4.85	6.73	4.25	10.88

LR Mogul

CAT#	TRADE SIZE	A	B	C	D	E
BLR3	1"	8.59	2.84	1.75	1.88	6.00
BLR4	1-1/4"	8.59	3.28	2.19	1.88	6.00
BLR5	1-1/2"	12.69	3.63	2.50	2.63	10.00
BLR6	2"	12.69	4.19	3.19	2.63	10.00
BLR7	2-1/2"	16.91	5.09	5.00	3.81	15.00
BLR8	3"	16.91	5.84	5.00	3.81	15.00
BLR9	3-1/2"	22.13	6.50	6.25	4.75	20.00
BLR10	4"	22.13	7.00	6.25	4.75	20.00



T Form 7

CAT#	TRADE SIZE	A	B	C	D	E
T17	1/2"	5.60	1.80	2.35	0.95	3.20
T27	3/4"	6.25	2.04	2.67	1.13	3.81
T37	1"	7.25	2.29	3.04	1.38	4.50
T47	1-1/4"	7.44	2.35	3.23	1.75	5.00
T57	1-1/2"	8.19	2.60	3.60	1.94	5.44
T67	2"	9.19	3.17	4.16	2.44	6.38
T77	2 1/2"	12.00	3.67	5.79	3.56	8.38
T87	3"	12.06	4.42	5.79	3.56	8.38
T97	3 1/2"	14.31	4.92	6.98	4.50	10.25
T107	4"	14.31	5.42	6.98	4.50	10.25

T Form 8



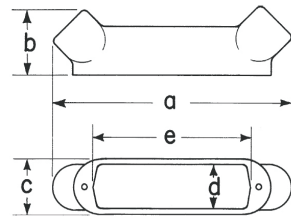
CAT#	TRADE SIZE	A	B	C	D	E
T18	1/2"	5.69	1.79	2.16	1.00	3.31
T28	3/4"	6.28	2.04	2.31	1.19	3.94
T38	1"	7.31	2.29	2.63	1.38	4.56
T48	1-1/4"	8.50	2.67	3.16	1.75	5.31
T58	1-1/2"	10.38	2.82	4.00	2.13	6.50
T68	2"	12.25	3.60	5.00	3.00	8.56
T78	2-1/2"	15.63	4.48	6.69	4.25	10.88
T88	3"	15.63	4.85	6.69	4.25	10.88

T Mogul

CAT#	TRADE SIZE	A	B	C	D	E
BT3	1"	6.59	1.88	1.75	1.50	4.56
BT4	1-1/4"	7.50	2.50	2.19	1.94	5.31
BT5	1-1/2"	8.25	2.75	2.50	2.25	6.00
BT6	2"	10.50	3.44	3.19	2.88	8.06
BT7	2-1/2"	15.63	4.44	5.00	4.25	10.88
BT8	3"	15.63	4.81	5.00	4.25	10.88
BT9	3-1/2"	18.75	5.69	6.25	5.44	13.44
BT10	4"	18.75	5.94	6.25	5.44	13.44

COMMERCIAL CONDUIT BODY

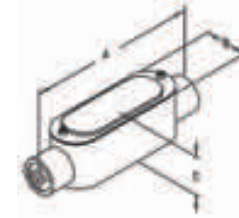
UB Mogul



CAT#	TRADE SIZE	DIMENSION (IN)				
		A	B	C	D	E
BUB3	1"	9.19	2.69	2.19	1.88	6.00
BUB4	1-1/4"	9.56	3.19	2.19	1.88	6.00
BUB5	1-1/2"	13.50	3.50	3.00	2.63	10.00
BUB6	2"	13.50	4.13	3.00	2.63	10.00
BUB7	2-1/2"	17.75	4.81	4.25	3.81	15.00
BUB8	3"	17.88	5.63	4.25	3.81	15.00
BUB9	3-1/2"	23.38	6.38	5.25	4.75	20.00
BUB10	4"	23.25	6.81	5.25	4.75	20.00

Conduit Body Type C

Material: Aluminum
Finish: Epoxy Powder Paint
Cover: Aluminum



CAT#		TRADE SIZE	DIMENSION (IN)		
EMT	IMC/RIGID		A	B	C
CC-50	C-50	1/2"	4.688	1.313	1.375
CC-75	C-75	3/4"	5.500	1.563	1.625
CC-100	C-100	1"	6.438	1.750	1.875
CC-125	C-125	1 1/4"	8.313	2.500	2.500
CC-150	C-150	1 1/2"	8.313	2.500	2.500
CC-200	C-200	2"	10.313	3.125	3.375
CC-250	C-250	2 1/2"	13.125	4.500	4.000
CC-300	C-300	3"	13.188	4.500	4.500
CC-350	C-350	3 1/2"	16.125	5.563	5.625
CC-400	C-400	4"	16.125	5.563	5.625

FS/FD Box

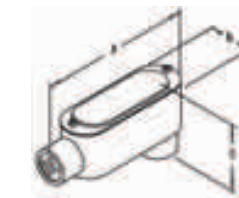
Material: Malleable Iron
Finish: Zinc Plated



CAT#	TRADE SIZE	DIMENSION (IN)		
		A	B	C
FS1	1/2"	5.300	2.870	2.130
FS2	3/4"	5.300	2.870	2.130
FS3	1"	5.300	2.870	2.130
FD1	1/2"	5.300	2.870	2.860
FD2	3/4"	5.300	2.870	2.860
FD3	1"	5.300	2.870	2.860
FSC1	1/2"	6.100	2.870	2.130
FSC2	3/4"	6.100	2.870	2.130
FSC3	1"	6.100	2.870	2.130
FDC1	1/2"	6.100	2.870	2.860
FDC2	3/4"	6.100	2.870	2.860
FDC3	1"	6.100	2.870	2.860

Conduit Body Type LB

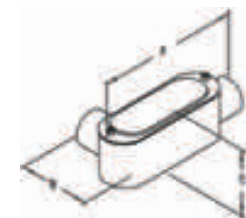
Material: Aluminum
Finish: Epoxy Powder Paint
Cover: Aluminum



CAT#		TRADE SIZE	DIMENSION (IN)		
EMT	IMC/RIGID		A	B	C
LBC-50	LB-50	1/2"	4.313	1.313	2.188
LBC-75	LB-75	3/4"	5.063	1.563	2.438
LBC-100	LB-100	1"	5.875	1.750	2.750
LBC-125	LB-125	1 1/4"	7.813	2.500	3.438
LBC-150	LB-150	1 1/2"	7.813	2.500	3.438
LBC-200	LB-200	2"	10.063	3.125	4.313
LBC-250	LB-250	2 1/2"	12.813	4.500	5.313
LBC-300	LB-300	3"	12.813	4.500	5.813
LBC-350	LB-350	3 1/2"	15.625	5.563	7.063
LBC-400	LB-400	4"	15.625	5.563	7.063

Conduit Body Type LL

Material: Aluminum
Finish: Epoxy Powder Paint
Cover: Aluminum



CAT#		TRADE SIZE	DIMENSION (IN)		
EMT	IMC/RIGID		A	B	C
LLC-50	LL-50	1/2"	4.313	2.063	1.375
LLC-75	LL-75	3/4"	5.063	2.250	1.625
LLC-100	LL-100	1"	5.875	2.625	1.875
LLC-125	LL-125	1 1/4"	7.813	3.625	2.500
LLC-150	LL-150	1 1/2"	7.813	3.625	2.500
LLC-200	LL-200	2"	10.063	4.438	3.375
LLC-250	LL-250	2 1/2"	12.813	5.750	4.000
LLC-300	LL-300	3"	12.813	5.750	4.500
LLC-350	LL-350	3 1/2"	15.625	7.688	5.625
LLC-400	LL-400	4"	15.625	7.688	5.625

